

# robot coupe<sup>®</sup>

 **AUTOMATIC JUICE EXTRACTORS**  
**J80 • J80 BUFFET • J100**

**NEW**



**BARS - RESTAURANTS - HOTELS - CANTEENS - SUPERMARKETS - EVENTS - HEALTHCARE**

# Our users

Robot-Coupe juice extractors are used by **professionals** in many different sectors. **Rapid, efficient, sturdy and cost efficient**, J80, J80 BUFFET, J100 provide the perfect solution for processing all types of fruit and vegetables and meeting the **growing demands of consumers**.

## Hotels

At the breakfast buffet, in the kitchen or at the bar



## Cafés, bars & restaurants

Take-aways, coffee-shops, bars and juice bars



## Event catering

For self-service or served by the glass



## Supermarkets

Sold by the glass or in bottles



## Mass catering

Canteens and cafeterias

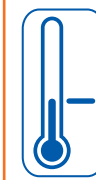


## Healthcare sector

Retirement homes and hospitals



# The advantages of Robot-Coupe Juice Extractors



No heating of ingredients



Vitamins are preserved



## Ultra fresh juice

- Nutrients and antioxidants are preserved
- **No heating** of processed products
- Ultra fresh juice on demand, in **large quantities**, whenever needed
- Right quantity of pulp for a thirst quenching, **easy-to-drink** juice

## User comfort

- Large automatic feed tube (Ø 79 mm) for continuous processing of whole fruits
- Easy to clean: stainless steel parts and removal of basket : no tools required
- Compact and quiet: can be used right **in front of the customer**
- Easy-to-handle: **great for self-service**



## Unbeatable cost efficiency

- Quick return on investment: recoup the cost of your J100 in just 21 days\*
- Most efficient juicer on the market for the most frequently used ingredients\*\*
- Long service life thanks to its commercial-grade motor

\* Based on 20 glasses sold per day

\*\* Apples, oranges, pineapple, pears, peaches, kiwi fruit, grapes, cucumber, celery, carrots, beetroot, spinach etc. Non exhaustive list.



Ideal to add a touch of freshness to **bars and restaurant** menus.



HIGH  
154 mm  
CLEARANCE

LONG LIFESPAN



Stainless steel bowl and motor unit for easy aftercare



Ultra quiet motor 700W

Ideal for self-service at **breakfast buffets, canteens and cafeterias at school and work, events, etc.**



HIGH  
172 mm  
CLEARANCE

PERFORMANCE

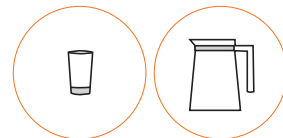


Automatic feed hopper for continuous, effortless extraction



High output and unrivalled juice quality

**The +** Compact and quiet, it can be used right in front of the customer.



ERGONOMICS



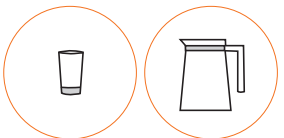
6.5L

Large capacity pulp container (6.5L)



Stainless steel basket can be removed without using a special tool

**The +** Inclined base for optimal juice flow  
Comes with 2 no-splash spouts:  
- Short for pitchers  
- Long for glasses



Drip tray



No-splash spout



Large capacity drip tray to keep working area clean



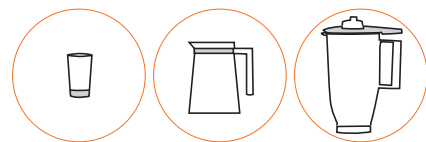
Special self-service no-splash spouts

# J100 - Intensive use

Ideal for juice bars and supermarkets.



**The +** Powerful motor and reinforced grating disc especially designed for intensive use.



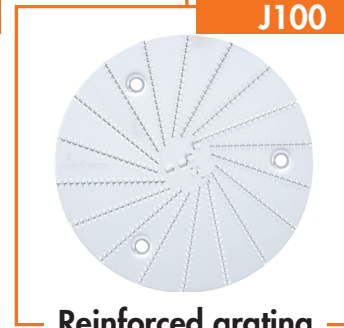
## LONG LIFESPAN



Stainless steel bowl and motor unit for easy aftercare



Ultra quiet heavy duty motor 1000 W for intensive use




Reinforced grating disc for intensive use

## PERFORMANCE



High output and unrivalled juice quality



Automatic feed hopper for continuous, effortless extraction.



Inclined base for optimal juice flow

## ERGONOMICS



Large capacity drip tray to keep working area clean



No-splash spouts (2 sizes)



Stainless steel basket can be removed without using a special tool

## 2 WAYS OF USING YOUR JUICE EXTRACTOR

### ① Continuous pulp ejection



Ejection chute sends continuous flow of pulp directly into bin under worktop

### ② Pulp ejected into container



7.2 litre large capacity translucent pulp container



# robot coupe®

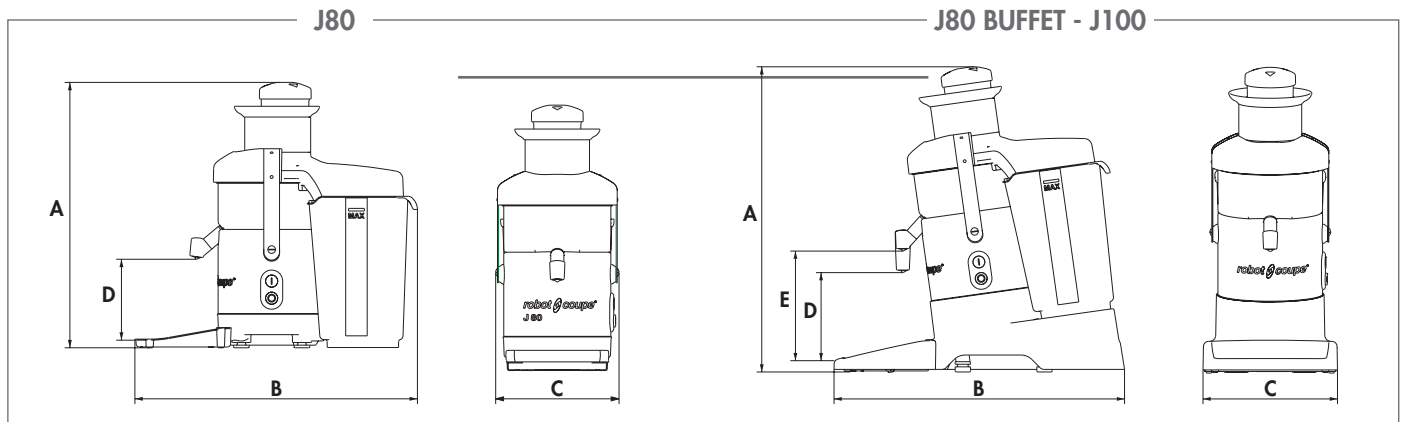
Discover all our products on  
[www.robot-coupe.com](http://www.robot-coupe.com)

See our demonstration videos  
 on our  channel.

CE  
mark

	Electrical characteristics			Dimensions (mm)					Weight (kg)	
	Speed (rpm)	Power (W)	Voltage* (A)	A	B	C	D	E	Net	Gross
J80	3 000	700	120V/60/1	506	538	235	154	-	11	13
J80 BUFFET	3 000	700	120V/60/1	595	566	262	172	214	11	13
J100	3 000	1 000	120V/60/1	628	566	262	205	247	14	15

\* Other voltages available



**robot coupe®**

**Robot Coupe U.S.A., Inc.**

264 South Perkins, Ridgeland, MS 39157

email: [info@robotcoupeusa.com](mailto:info@robotcoupeusa.com)

[www.robot-coupe.com](http://www.robot-coupe.com)

**Distributor**

We reserve the right to alter at any time without notice the technical specifications of this appliance. None of the information contained in this document is of a contractual nature. Modifications may be made at any time.

© All rights reserved for all countries by :  
 ROBOT-COUPÉ s.n.c.