



Project _____
 Item # _____
 Quantity _____

Electric 4/3 Size Food Warmer

Model: FW-L600

This commercial-grade food warmer fits four (4) 1/3-size food pans in the 27" long well opening, and also allows for other pan configurations.

Featuring a heavy-duty stainless steel body, the energy efficient design heats quickly, for wet operation only.

Standard Features

- ◆ Fits four (4) 1/3 size food pans
- ◆ Allows for other pan configuration options
- ◆ Heavy-duty stainless steel body
- ◆ Energy efficient design for fast heating
- ◆ Reliable temperature control for graduated heat settings
- ◆ Dedicated indicator light to monitor heating status

- ◆ 120V~50/60Hz, 1500W, 12.5A
- ◆ Power cord: 15A
- ◆ Plug type: NEMA 15-5P

- ◆ Overall: 29-3/4"L (755mm) x 14-5/8"W (370mm) x 10-11/16"H (270mm)
- ◆ Well opening: 27"L (658mm) x 11-13/16"W (300mm) x 6-5/16"H (160mm)

- ◆ ETL listed for electrical safety in US and Canada, conforms to UL-197 and CSA C22.2

- ◆ One year parts and labor warranty

Accessories

ADAPTOR BARS

- 12" (305mm) Pan Adaptor Bar
- 20" (508mm) Pan Support Bar

RECTANGULAR STAINLESS STEEL FOOD PANS

- Full-Size (2.5" {64mm} - 6" {152mm} H)
- Half-Size (2.5" {64mm} - 6" {152mm} H)
- 1/3-Size (2.5" {64mm} - 6" {152mm} H)
- 1/4-Size (2.5" {64mm} - 6" {152mm} H)
- 1/6-Size (2.5" {64mm} - 6" {152mm} H)
- 1/9-Size (2.5" {64mm} - 6" {152mm} H)

ADAPTOR PLATES

Adaptor plates convert unit to accept round inserts with 4, 7 and 11 quart capacities.



The 4/3 size food warmer features a 27"L well opening



FW-L600 shown with four (4) 1/3 size pans

FW-L600



Winco®, DWL International Trading, LLC

www.wincous.com
 equipmentsales@wincous.com

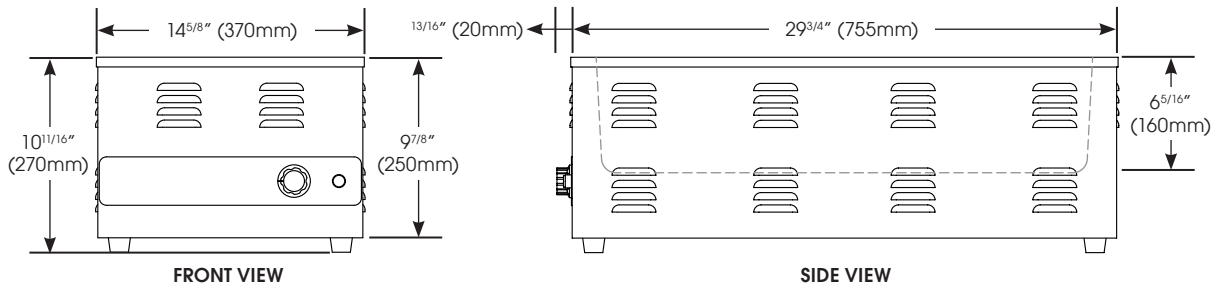
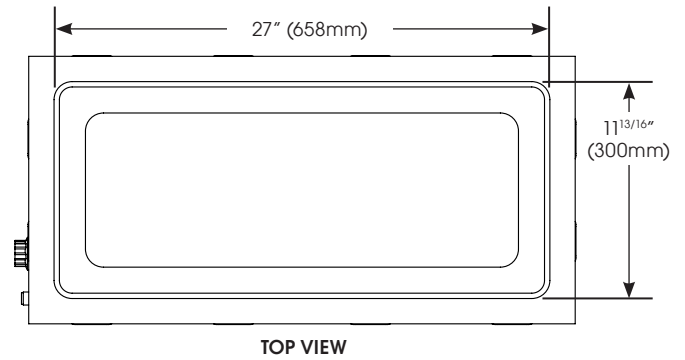
East Coast: 65 Industrial Road, Lodi, NJ 07644
 Tel. 1.888.946.2682 | Fax: 1.888.946.2632

West Coast: 14950-14952 Valley View Avenue, La Mirada, CA 90638
 Tel. 1.888.946.2652 | Fax: 1.562.926.5678



Electric 4/3 Size Food Warmer

Model: FW-L600



Specifications

MODEL	DESCRIPTION	LENGTH	WIDTH	HEIGHT	VOLTS	HZ	WATTS	AMPS	CORD	SHIP WEIGHT
		OVERALL DIMENSIONS								
FW-L600	Electric 4/3 Size Food Warmer	29-3/4" (755mm)	14-5/8" (370mm)	10-11/16" (270mm)	120	50/60	1500	12.5	15A PLUG NEMA 5-15P	29.432 lbs (13.35kgs)
		WELL OPENING								
		27" (658mm)	11-13/16" (300mm)	6-5/16" (160mm)						

Food Pan Combinations

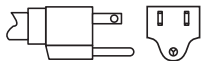
- Four (4) third-size pans
- One (1) full-size pan with one (1) third-size pan
- Two (2) half-size pans with one (1) third-size pan
- Three (3) quarter-size pans with one (1) third-size pan
- Three (3) third-size pans with two (2) sixth-size pans
- Two (2) third-size pans with four (4) sixth-size pans
- Various adaptor plates to accept round inserts with 4, 7 and 11 quart capacities

Cord Location

Lower right on back of unit

Plug Configuration

NEMA 5-15P



Product Specs

Electric 4/3 Size Food Warmer

The Countertop Heated Well, manufactured by Winco®, Lodi, NJ 07644

The countertop heated warmer shall be rated at 1500 watts, rated at 120 volts, single. It shall consist of stainless steel pan, stainless steel housing, heating element, a power On/Off switch, a temperature control, a heat activated indicator light and a cord with plug attached.

Accessories may include food pans, pan lids, support bars and adaptors.

ETL listed for electrical safety in US and Canada, conforms to UL-197 and CSA C22.2.

Warranty consists of one year parts and labor.

Winco®, DWL International Trading, LLC

www.wincous.com
equipsales@wincous.com

East Coast: 65 Industrial Road, Lodi, NJ 07644
Tel. 1.888.946.2682 | Fax: 1.888.946.2632

West Coast: 14950-14952 Valley View Avenue, La Mirada, CA 90638
Tel. 1.888.946.2652 | Fax: 1.562.926.5678